



REHAU®

PEX Plumbing Systems

Proven Technology Whose Time Has Come



Superior Materials



It's no wonder that more and more plumbers switch to our cross-linked polyethylene (PEX) plumbing system as their new system of choice. Easy to install, REHAU's advanced PEX technology offers you and your customer unmatched benefits.

What is a PEX Plumbing System?

REHAU's PEX plumbing system consists of two main components: RAUPEX® pipes and the EVERLOC® fitting system.

RAUPEX is REHAU's trade name for its specially formulated cross-linked polyethylene (PEXa) pipe manufactured using the high-pressure peroxide (Engel) method. The high degree of cross-linking in RAUPEX results in a durable, yet flexible, pipe with enhanced temperature capability and long-term strength, adapting easily to your hot and cold water plumbing requirements. When compared to metal pipes, the low thermal conductivity of RAUPEX reduces heat loss and condensation. In addition, RAUPEX is certified by NSF and CSA as safe for drinking water.

Working with RAUPEX is easy. More than four times lighter than copper and flexible, RAUPEX pipes bend effortlessly around corners, eliminating many fittings. Our red and blue UV shield pipe is easily identified and is protected from UV exposure for an extended time.

Manufactured from solid brass, REHAU's unique EVERLOC compression sleeve fitting system is designed to withstand even the toughest job site conditions. EVERLOC connections can be made quickly and easily, and do not require flame, heat, or solvent. They are ready for service as soon as they are connected. In fact, these connections are so reliable you can install them behind a wall or even encase them in concrete. EVERLOC fittings are corrosion-resistant and have a larger inside diameter than typical PEX crimp ring fittings, resulting in superior flow characteristics and less pressure loss.

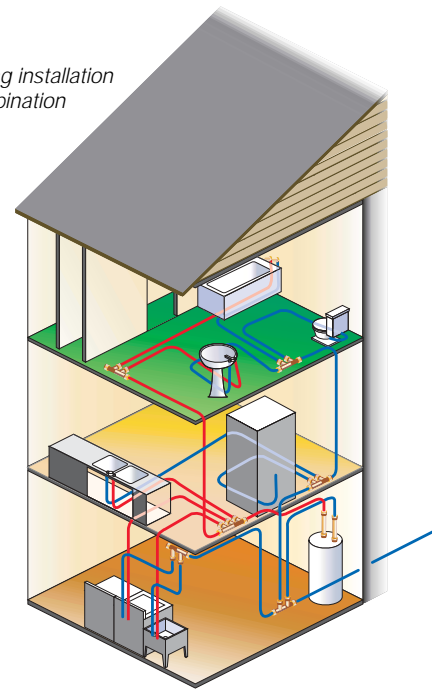
Why Choose the RAUPEX Plumbing System?

We've installed more than one billion feet of RAUPEX pipe around the world over the last thirty years. You'll appreciate the benefits of our system:

- RAUPEX does not pit or corrode providing years of consistent flow and water pressure.
- The smooth interior wall of RAUPEX resists scaling and deposit build-up when used with both hard and soft water.
- The EVERLOC fitting system is reliable and easy to install, even in hard to reach places.
- Unlike metal pipes, RAUPEX expands to minimize pressure surges and related noises. It's also freeze resistant.
- RAUPEX does not become brittle at typical installation temperatures. Its full working range is -184°F to 248°F (-120°C to 120°C).
- RAUPEX pipe and EVERLOC fittings are available in sizes 3/8" through 2".
- RAUPEX pipe meets the requirements of NSF P 171 and ASTM F 2023 for chlorine resistance.

Easy Installations

Typical plumbing installation using the Combination method



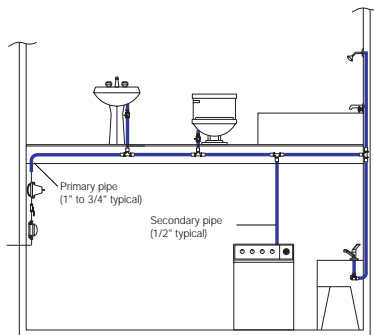
Freedom of Design and Installation

By streamlining the same installation that you've been doing all along, RAUPEX plumbing systems give you the freedom to come up with a design that best suits your application.

RAUPEX pipe is cold expanded over the EVERLOC fitting insert and compressed with an EVERLOC compression sleeve to ensure a reliable, strong and maintenance-free connection.

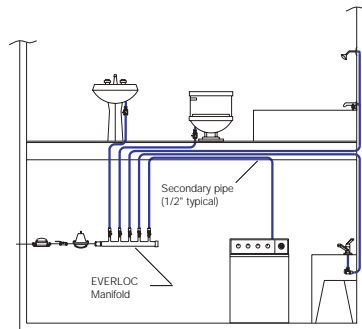
Here are some examples of typical plumbing techniques:

Traditional



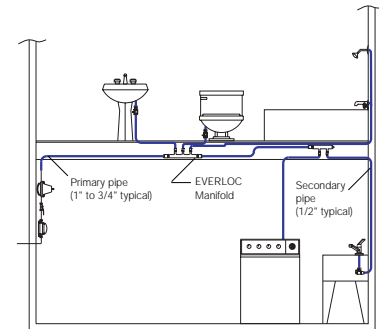
This is the most common method using trunk line pipes (typically 1" or 3/4" diameter) to supply water to smaller branch line pipes (typically 1/2" diameter) which in turn supply the plumbing fixtures. REHAU offers a variety of EVERLOC fittings, valves and accessories for installing RAUPEX in these traditional systems.

Home Run



These systems are typically well balanced and therefore provide excellent water flow to each fixture. This system uses one EVERLOC open-end manifold to supply water to branch line pipes (typically 1/2" diameter), which in turn supply the plumbing fixtures. The flexibility of RAUPEX allows for a reduced number of fittings.

Combination



This method combines the benefits of both the Traditional and Home Run techniques by providing a balanced flow to each fixture while using less pipe compared to the Home Run technique. It uses a trunk line pipe (typically 1" or 3/4" diameter) to supply water to remotely located EVERLOC inlet manifolds, which supply the plumbing fixtures via branch line pipes (typically 1/2" diameter). The EVERLOC inlet manifolds are typically located near a group of fixtures such as a bathroom or kitchen and may either have the end cut off to supply the next manifold, or be left with the end closed. In large systems with many fixtures, this system may also use an EVERLOC open-end manifold (not shown below) to supply the remotely located EVERLOC inlet manifolds via trunk lines (typically 1" or 3/4" diameter).



Fast, easy installation. Better flow rates. Corrosion resistance. Proven longevity. High performance. When you choose a REHAU PEX plumbing system, you're not only choosing a system that will serve you well into the future, but also the technical and design expertise of a company with more than fifty years of experience in polymer processing technologies.

In addition to our RAUPEX pipe and EVERLOC fitting system, REHAU offers a complete brass crimp ring fitting program. Please contact your REHAU representative for more information.

- RAUPEX is accepted by the following major model plumbing codes:
- Uniform Plumbing Code
 - International Plumbing Code
 - International Residential Code
 - BOCA National Plumbing Code
 - SBCCI Standard Plumbing Code
 - National Plumbing Code of Canada



North American Headquarters
 P.O. Box 1706, Leesburg, VA 20177 (800) 247-9445 Fax (800) 627-3428 www.REHAU-NA.com

U.S. Sales Offices

New York: P.O. Box 297, Waldwick, NJ 07463 (201) 447-1190 **Los Angeles:** 1501 Railroad Street, Corona, CA 92880 (909) 549-9017 **Chicago:** 500 East Thorndale Road, Unit H, Wood Dale, IL 60191 (630) 787-0500 **Detroit:** 33533 W. Twelve Mile Road, Suite 305, Farmington Hills, MI 48331 (248) 848-9100 **Dallas:** 2615 Avenue E East, Suite 124, Arlington, TX 76011 (817) 640-3092 **Seattle:** 18900 8th Avenue South, Suite 1000, SeaTac, WA 98148 (206) 433-1883 **Minneapolis:** 7710 Brooklyn Boulevard, Suite 207, Brooklyn Park, Minnesota 55443 (763) 585-1380 **Grand Rapids:** 5075 Cascade Road, S.E., Suite A, Grand Rapids, MI 49546 (616) 285-6867 **Greensboro:** 2606 Phoenix Drive, Suite 810, Greensboro, NC 27406 (336) 852-2023

Canadian Sales Offices

Québec: 625, avenue Lee, Baie d'Urfé, QC H9X 3S3 (514) 457-3345 **Ontario:** 1149 Pioneer Road, Burlington, ON L7M 1K5 (905) 335-3284 **British Columbia:** P.O. Box 688, Abbotsford, BC V2S 6R7 (604) 852-4527 **Prairies:** 11 Plymouth Street, Unit 100, Winnipeg, MB R2X 2V5 (204) 697-2028 **Maritimes:** 327 Murray Road, Little Shemogue, NB E4M 3P3 (506) 538-2346 **Newfoundland:** 13 Sagona Avenue, Mt. Pearl, NF A1N 4P8 (709) 747-3909 A21



The information contained herein is believed to be reliable, but no representations, guarantees or warranties of any kind are made as to its accuracy, suitability for particular applications or the results to be obtained therefrom. Before using, the user will determine suitability of the information for user's intended use and shall assume all risk and liability in connection therewith. To the extent permitted by law, REHAU DISCLAIMS ALL WARRANTIES, EXPRESS OR IMPLIED, INCLUDING BUT NOT LIMITED TO, ANY IMPLIED WARRANTIES OF MERCHANTABILITY OR OF FITNESS FOR A PARTICULAR PURPOSE.
 ©REHAU Incorporated 2003
 855.720 1.03

Printed in USA